



Mrs. Klure's 2nd Grade Friday Notes

September 6, 2019

HOMEWORK

Weekly homework will begin coming home on Fridays beginning September 6th. That homework packet will be due Friday, September 13th. Weekly homework is due on Fridays. I recommend completing a little bit each night. Please do not return homework or homework folders until Fridays, as they should be studying their spelling words each night.

Book Bags

Students will bring home a book bag Monday through Thursday. Please return this bag each day, even if your student has not passed off and you have not signed the slip. If the slip has been signed, or the student is able to read the book independently at school they receive the next book in my series. Once they have gone through my series they begin self-selecting chapter books!

We have begun 'Hall of Fame'. Students will need to know how to correctly spell and capitalize months of the year and days of the week, including their abbreviations with periods to pass off. They will also need to complete 40 doubles addition facts (ex. 2+2, 3+3, etc.) in one minute. They can practice using my website:
<http://saraklure.weebly.com/>

SCHOLASTIC BOOK ORDERS

Scholastic Book Order Forms will come home the occasionally. If you would like to make a purchase order online with our classroom code by the date indicated. A link is on my website:
<http://saraklure.weebly.com/>

Topics:

- **Math**-Tangrams, 1D, Shapes, 2D Shapes, and 3D Shapes
- **Spelling**-Days of the week and months of the year.
- **Community Circle**-Class Meeting rules, the 6 Pillars of Character, and getting to know our friends. We played 'True or Not True'. There was a lot of laughter and smiles. ☺

Dear 2nd Grade Families,

We are off to a very good start. The first week and a half was spent learning our daily routines and what the expectations are throughout the day. The goal in our classroom is, **"Stay above the line."** We have been reviewing scenarios and how we can keep our behavior above the line. We do not want to cause a problem for ourselves or others, especially during learning time.

We also discussed consequences for behaviors that are below the line. If a student is given an explanation of a behavior that needs to be changed and they repeat that behavior this is our system:

1st Warning: Verbal and Quick

2nd Warning: Move name clip to '1' for first warning.

3rd Warning: Move name clip to '2' for second warning. The student and I will devise a plan for helping them keep their behavior above the line using a 'Think Sheet'.

4th Warning: Move clip to '3' and the 'Think Sheet' goes home to parents. Parents are notified and help develop a plan with the student and myself for changing behavior.

5th Warning: Ms. McCoy or Mr. Pratt, parents, student, and I will have a meeting.

If a student has to move their clip, but then is able to correct their behavior they get to move their clip back. Additionally, students who are on green at the end of the day earn a ticket. Students who turn in their homework packets on Friday earn a ticket. For every 5 tickets they get to trade in their tickets for a choice off our reward menu.

We also have a marble jar. The class earns marbles for being amazing. For every 10 marbles we earn an extra recess. At 40 marbles they get to vote on a whole class reward.



Important Notes

- P.E. is on Tuesday and Thursday. Have your student wear appropriate shoes on those days please.
- After school clubs begin next week.
 - M-Homework Club (Free)
 - T-Chess or Garden Club (Free)
 - W-HW or STEM Club (Free)
 - Th-Art Club (Payment Needed)

Parents must sign their students up for clubs in advance.

Quote of the Week

Every child deserves a champion-an adult who will never give up on them, who understands the power of connection and insists that they become the best that they can possible be.

-Rita Pierson

- **Writing**-Creating a story about a Tangram Creation that is at least one paragraph with with a topic sentence, 3 or more details, and a conclusion.
- **Grammar**-When to capitalize in a title.
- **Reading**-Fairy Tales, including *Grandfather Tang's Story*, which incorporates the elements of a fairy tale and the history of the Chinese Tangram Puzzle.

HAVE A WONDERFUL WEEKEND,
MRS. KLURE
SKLURE@RHPCS.ORG



Mrs. Klure's 2nd Grade Spelling List; Test 9/13/19

Student Name: _____

1. Sunday
2. Monday
3. Tuesday
4. Wednesday
5. Thursday
6. Friday
7. Saturday
8. Sun.
9. Mon.
10. Tues.
11. Wed.
12. Thurs.
13. Fri.
14. Sat.

Spelling Homework Instructions:

Choice #1

Your student may use the Tic-Tac-Toe Board to complete spelling homework.

Choice #2

They may also use: <https://www.spellingcity.com>

After this week I will just be sending home the spelling list. It will have a place to write down which activities your child completed and require a parent/guardian's initials. You may do the same activities each day, or a different activity each day. The important part is that they study for the spelling test on Friday.

My page on the school website will be regularly updated with new Tic-Tac-Toe Boards and it will include a link to my Spelling City page.

	Spelling Activity Choice	Parent/Guardian Initials
Monday		
Tuesday		
Wednesday		
Thursday		

Spelling Homework Week

Name _____

Date _____

Choose at least 3 spelling activities to complete this week. The activities must make a tic-tac-toe line: horizontal, vertical, or diagonal three-in-a-row. Have a grown-up initial next to the activities you complete. You may substitute these activities with your own if you wish. ~~Staple on additional papers to the back.~~ ~~The X day Friday.~~

<p>Military spelling. Do jumping jacks. As you clap, say a letter to spell your words.</p> <p>_____ initial</p>	<p>Write each spelling word with a pen, pencil or crayon. Trace over the word at least 3 times. Use a different color each time. Do this for each of your words.</p> <p>_____ initial</p>	<p>Write your spelling words together without spaces. Your spelling words will be one long word. <i>doorwindowedgreen</i></p> <p>initial</p>
<p>Use your finger to spell your words in a sandbox (or salt poured onto a plate or box lid).</p> <p>_____ initial</p>	<p>Have someone give you a pretend test.</p> <p>_____ initial</p>	<p>Write your words in waves or zigzags.</p> <p>_____ initial</p>
<p>Write each word as many times as there are letters in the word.</p> <p>_____ initial</p>	<p>Draw a picture of a big flower. Write each of your spelling words on one of the petals or on a leaf. Draw extra flowers if you run out of room.</p> <p>_____ initial</p>	<p>Write your words in the air.</p> <p>_____ initial</p>

Name _____

DROPS IN THE BUCKET • B1

1

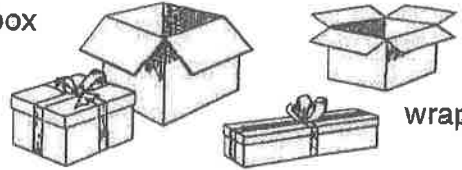
Word Families - Special Vowels



2

Endings - Spelling & Usage

box



wrap

Two of the _____ are
already _____.

Pronouns

3

I
me
my

Please help _____ carry this up the stairs.
I'm taking it to _____ friend's apartment.

Homonyms

4

hear
here

When will Uncle Bob get _____?
I can hardly wait to _____ his funny stories.

Contractions

5

hasn't
haven't
hadn't

I _____ ever seen a pumpkin that big before!
have not

Possessives

6

friends
friend's

I'd like you to meet three of my best _____!
My _____ coat is still in the car.

Verb Tense

7

past
present
future

You smiled when your picture was taken. _____
You will smile again when you see it! _____

Rhymes

8

clocks
fix
could

_____ rhymes with good.
_____ rhymes with fox.

Vocabulary &
Beginning
Consonant
Substitution

9

far
char
tar

_____ : to cook or burn until the outside is black
The brown or black sticky roof coating is called _____.

Vocabulary &
Ending
Consonant
Substitution

10

tea
team
tease

_____ : drink made from dried leaves and water
Our _____ likes to joke and _____.

Name _____

Lesson 8

Area


My Homework

Homework Helper




Need help? connectED.mcgraw-hill.com

A rectangle can be partitioned into squares to describe its size.



This rectangle is partitioned into 10 squares.



This rectangle is partitioned into 12 squares.

Practice

Count the squares. Write how many squares make each rectangle.

1.



_____ squares

2.



_____ squares

3.



_____ squares

4.



_____ squares

Count the squares. Write how many squares make each rectangle.



_____ squares



_____ squares



_____ squares






Brain Builders

8. Jan is cutting a rectangular pan of brownies. She cut them in half and then cut each of those halves in half again. She did the same thing going the other direction. How many brownies does she have? Explain your answer to a family member or friend.

_____ brownies

9. **Test Practice** Choose the rectangle below that is partitioned into the greatest number of squares.



Math at Home Find an opportunity to have your child help you determine how to cut something you are going to serve such as a casserole, brownies, cake, or rice treats. Together determine how many equal pieces you want and how to cut it.

Name _____

Lesson 7

Halves, Thirds,
and Fourths

My Homework

Homework Helper




Need help? connectED.mcgraw-hill.com


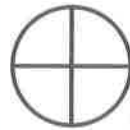
You can partition, or separate, shapes into equal parts.



halves



thirds



fourths

Practice

Describe the equal parts. Write *two halves*, *three thirds*, or *four fourths*.

1.




2.



3.



4.



Draw lines to partition each shape.



3 equal parts




2 equal parts



4 equal parts



Partition the shape in a different way.
Show the same number of equal shares.



Brain Builders


10. Nora cut her sandwich into fourths. How many friends can share her sandwich and have equal parts?

_____ friends


Vocabulary Check



Color each shape as described.



one half green



one fourth blue




one third red



Math at Home Cut your child's food into either halves, thirds, or fourths. Ask him or her to identify how many equal parts you have created.

epic!

Student Login - Class Code



Go to www.getepic.com/students
or open the **Epic!** app and enter class code

ejd9114

Our Class Loves to Read

Shop Online: scholastic.com/readingclub
One-Time Class Activation Code: P8JQD

Dear Families,

Encouraging reading is one of the most important things we can do to help your child succeed. It can be tough finding the right books to keep them interested, which is why I am so excited that our class will be participating in Scholastic Reading Club this school year.

With Scholastic Reading Club:

- Every book you buy earns FREE Books for our classroom library
- You can choose from handpicked, grade- and reading-level-specific books for your child
- You'll find the best values on a variety of formats

Each month, your child will bring home Reading Club flyers. Together you can choose from books hand-selected by teachers and experts, and then order online or send your order form and payment to me.

I'd also love some help growing our classroom Reading Club. If you'd like to help out, please let me know! I'm excited to get our class reading!

Thank you for your support,

- **VISIT scholastic.com/readingclub**
- **ENTER** the one-time Class Activation Code (top of this letter)
- **SHOP** from a carefully curated selection of the best books and value packs
- **SUBMIT** your order and earn FREE Books for our classroom
- All book orders will be shipped to our classroom so we can celebrate the joy of reading together!

2nd Grade Schedule for 2019-2020 School year

Time	Monday	Tuesday	Wednesday	Thursday	Friday
8:05-8:50	Writing into the Day Handwriting	Writing into the Day Research Writing	Writing into the Day Handwriting	Writing into the Day Research Writing	H.O.F. Test M.M. Test Math Test
8:51-9:36	Collaborative Social Studies Topics Speaking & Listening	Phonics & Shurley	Collaborative Social Studies Topics Speaking & Listening	Phonics & Shurley	Spelling, Grammar, Phonics, and Language Skills Test
9:37-10:00	Bathrooms & 15 Min. Recess	Bathrooms & 15 Min. Recess	Bathrooms & 15 Min. Recess	Bathrooms & 15 Min. Recess	9:30-Library
10:00-11:08	Scholastic News • ELA Skills	Language Arts Centers • Reading/Comprehension Strategies • 2 nd Grade Skills • Writing/Spelling Strategies	Language Arts Centers • Reading/Comprehension Strategies • 2 nd Grade Skills • Writing/Spelling Strategies	Language Arts Centers • Reading/Comp. Strategies • 2 nd Grade Skills • Writing/Spelling Strategies	10:00-10:20- Bathrooms & 15 Min. Recess 10:20-10:45 Reading Buddies
11:09-11:20	Writer's Workshop	Language Arts Centers Cont.	Language Arts Centers Cont.	Language Arts Centers Cont.	Teacher/Student Choice
11:20-11:55	Recess/Lunch	Recess/Lunch	Recess/Lunch	Recess/Lunch	Recess/Lunch
12:00-12:45	2 Science Mrs. Stewart	Computers with Mr. Lopez	2 Science with Mrs. Stewart	Computers with Mr. Lopez	World Studies w/ Mrs. Lopez 12:30-12:45 Recess
12:46-1:31	Community Circle • Bully Prevention • Communication Skills • Relationship Building	Math	Music with Mr. Lopez	Math	Music with Mr. Lopez
1:32-2:17 MS Electives	Math	PE with Mr. Dea	Math	PE with Mr. Dea	Art (Last Friday of the month is a Class BDAY Party)
2:18-2:35	Dismissal Routines	Dismissal Routines	Dismissal Routines	Dismissal Routines	Dismissal Routines