



Mrs. Klure's 2nd Grade Friday Notes

November 15, 2019

Dear 2nd Grade Families,

Here is an overview of the learning goals for this week:

Spelling: Words that are homonyms. They sound the same, but are spelled differently and have different meanings.

Writing: D'Nealian Handwriting and 5 Sentence Complete Paragraphs. Topics related to Native Americans and Pilgrims

Reading: Recall, character analysis, cause and effect.

Language: Complete simple sentences with a noun, verb, adverb, and adjective. Knowing the difference between a noun and verb, and what question the adjective is answering.

Math: Telling Time

Social Studies: Native Americans and Pilgrims

Quote of the Week:

"Kindness is like snow-It beautifies everything it covers."

~Kahlil Gibran

Citizenship is this month's character trait. Think purple, the regal color or respecting the state; A good citizen makes their school and community a better place. They are cooperative, involved, informed, good neighbors and friends, obey laws and rules, respect authorities, and protect environment.

Thank you to Presley and Teagan for being our Students of the Week.

HOMEWORK

Please do not send your student's homework in until Friday. Homework Packets include 1 page of Language Skills, a Spelling/Vocabulary List, and 2 Math pages.

Spelling: Students must know how to spell the words and what they mean. Use spellingcity.com to practice if you wish. The test will be administered through spellingcity.com

Book in a Bag-Daily Homework: Please return each day. I often have volunteers to read with your students if they were unable to read it at home.

*If the homework packet is returned on Friday your student is given a star on the homework chart and they receive a reward ticket.

Dates to Know:

Please send in empty cereal boxes by Mon. 11/18.

11/22/19: Citizen of the Month Assembly at 1:15.

11/22/19: Thanksgiving Readers Theater Performance. All are invited 1:30-2:30 p.m. Feast to follow. Please see sign-up sheet.

11/11-12/6: Toys for Tots Collection. Marines will distribute gifts collected by our school to children in need for the holidays. Donate a new unwrapped gift for a child between the ages of 0 and 18. 11/28-

11/25-11/29: Thanksgiving Break

Have a wonderful weekend,

Mrs. Klure

sklure@rhpcs.org



Name _____

DROPS IN THE BUCKET • B10

1

Word Families - Special Vowels







2

Endings - Spelling & Usage



brave

scare

He was the _____ of us all, but the ghost has _____ him, too.

Pronouns

3

she
her
hers

When _____ computer began making strange sounds _____ turned it off at once.

Homonyms

4

your
you're

Great! I see _____ here at last!
_____ soup was starting to get cold.

Contractions

5

that's
there's
where's

_____ our neighbor's newspaper?
Where is _____

Possessives

6

men
men's

The _____ locker room is downstairs.
The _____ will meet there at 4:00.

Verb Tense

7

past
present
future

They were crying when we came. _____
Now they are smiling! _____

Rhymes

8

their
here
her

_____ rhymes with near.
_____ rhymes with hair.

Vocabulary & Beginning Consonant Substitution

9

place
space
pace

_____ : the speed at which something happens
We need more _____ than this crowded room!

Vocabulary & Ending Consonant Substitution

10

word
work
worm

_____ : 1. a job, 2. to do or make something
A great writer makes pictures with _____ s.

Mrs. Klure's 2nd Grade Spelling List Due: 11/22/19

Student Name: _____

1. or
2. oar
3. ore
4. pore
5. poor
6. pour
7. I'll
8. isle
9. aisle
10. for
11. fore
12. four
13. do
14. dew
15. due
16. him
17. hem
18. hymn
19. so
20. sew
21. sow

Spelling Homework Instructions:

Choice #1

Your student may use the Tic-Tac-Toe Board on my webpage at www.rhpcs.org, or your choice of pencil and paper activity to complete spelling homework.

Choice #2

They may also use: <https://www.spellingcity.com>

Homonyms: Words that you HEAR the same with your EAR, but they have different meanings/definitions.

	Spelling Activity Choice	Parent/Guardian Initials
Monday		
Tuesday		
Wednesday		
Thursday		

Mrs. Klure's 2nd Grade Spelling List Due: 11/22/19

Student Name: _____

1. or
2. ore
3. pore
4. poor
5. for
6. four
7. him
8. hem
9. so
10. sow

Spelling Homework Instructions:

Choice #1

Your student may use the Tic-Tac-Toe Board on my webpage at www.rhpcs.org, or your choice of pencil and paper activity to complete spelling homework.

Choice #2

They may also use: <https://www.spellingcity.com>

Homonyms: Words that you HEAR the same with your EAR, but they have different meanings/definitions.

	Spelling Activity Choice	Parent/Guardian Initials
Monday		
Tuesday		
Wednesday		
Thursday		

Name _____

My Homework

Lesson 3

Problem-Solving: Find a Pattern

Ashley's family is going to visit their grandma. It will take them four hours to get there. They leave at 10:30. What time will they get to grandma's house?



1 Understand Underline what you know. Circle what you need to find.

2 Plan How will I solve the problem?

3 Solve Find a pattern.

10:30 11:30 12:30 1:30 2:30
 ↖ ↖ ↖ ↖
 1 hour 1 hour 1 hour 1 hour

They will arrive at 2:30.

4 Check Is my answer reasonable?



Problem Solving

Underline what you know. Circle what you need to find. Find a pattern to solve.

1. There is one plane that leaves from the city to the ski resort every hour. The first plane leaves at 10:00. The last plane leaves at 4:00. How many planes fly to the resort each day?



Brain Builders

2. Mr. Lyon's class left for the zoo at 9:00. They arrived at the zoo in 30 minutes. They met the zookeeper 30 minutes later. Another 30 minutes after that, they saw the penguins. What time did they see the penguins?

3. Julio's family wants to take a ride on a tour bus. It leaves the bus station every half hour. It is 1:00. They just missed the bus. What are the times for the next two buses? Explain to a friend or family member how you solved the problem.

_____ , _____



Math at Home Ask your child to keep a journal for one evening. At each half hour, have your child write the time and record his or her activity at that time. At the end of the evening, see if there were any repeating or other patterns in their activities.

Name _____

Lesson 1

Time to the Hour

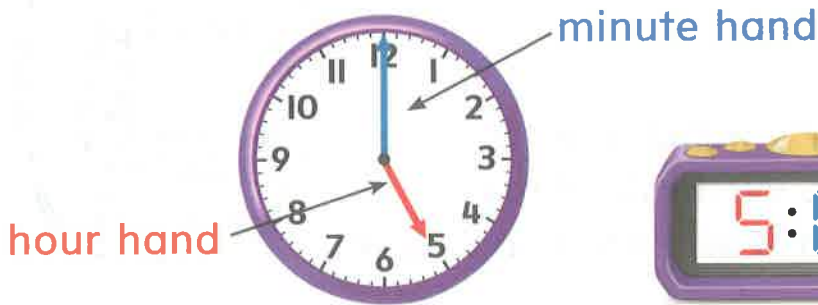
My Homework

Homework Helper



Need help? connectED.mcgraw-hill.com

You can tell and write time to the hour.

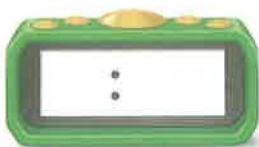
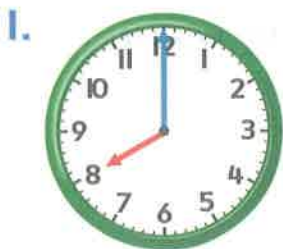


It is 5 o'clock or 5:00.


↑ hour minutes after the hour

Practice


Tell what time is shown. Write the time.



_____ o'clock



_____ o'clock



_____ o'clock

Draw the hands on each clock. Then write the time.

4. 2 o'clock

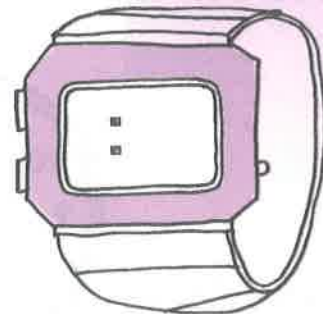


5. 4:00



Brain Builders

6. The time on Javier's watch now is 3 hours after 2:00. Write the time on Javier's watch that it will show in 1 hour.



Vocabulary Check



Complete each sentence.

hour hand

analog clock

minute hand

digital clock

7. An _____ has an hour and a minute hand.
8. The _____ points to the hour on an analog clock.
9. A _____ uses numbers on a screen to show time.
10. The _____ points to the minute on an analog clock.



Math at Home Throughout the day, ask your child to look at an analog or digital clock showing a time to the hour and have them tell you the time.